



PHILIPS

RoadFlair Pro

Street lighting

RoadFlair Pro

Streamlined lights
for brighter streets

lighting.philips.com/roadflair-pro

Product range

Standard configuration options



BRP591



BRP592



BRP593



BRP594



BRP595

System-ready configuration options



BRP593 P7



BRP593 P7TSRB



BRP594 P7



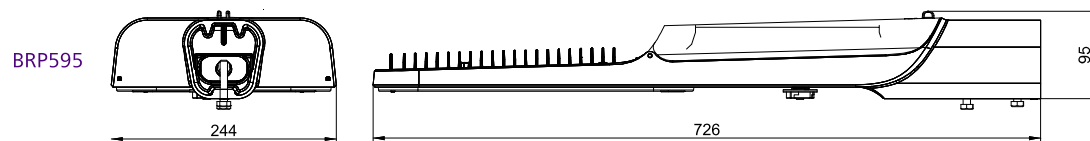
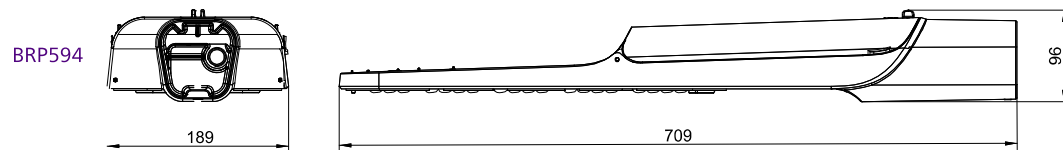
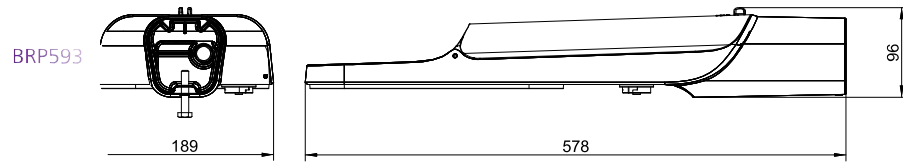
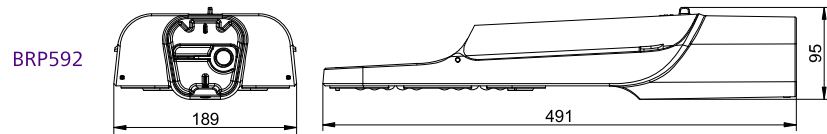
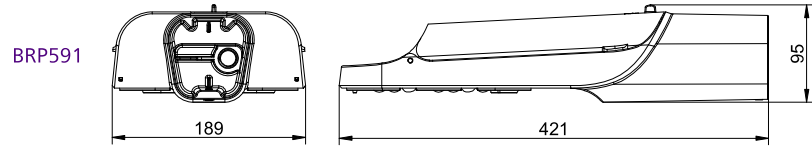
BRP595 P7



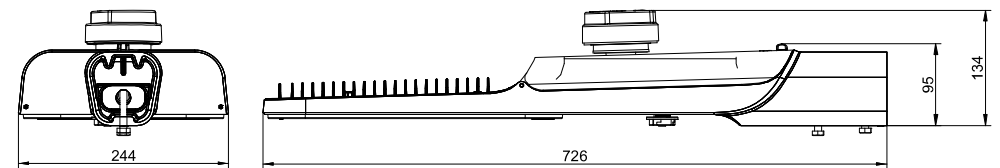
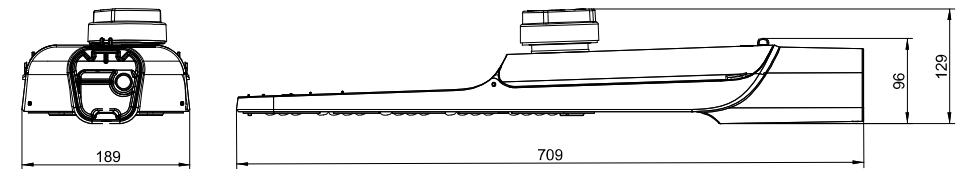
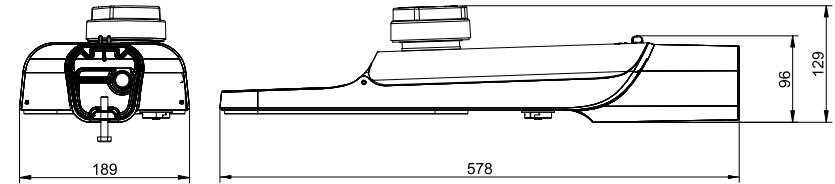
BRP595 P7TSRB

Dimensional drawings

Standard



System-ready



Choice sheet

Specifications

Product family	Product code	Housing	LED	CCT	Insulation	Lighting control	Interface
RoadFlair Pro	BRP59X	Small - BRP591	5050	Neutral White 4000K	Class I	1-10V	NEMA 7-pin socket
		Medium - BRP592		Warm White 3000K	Class II	StepDim	SR socket
		Mid-large - BRP593		Cool White 5700K		DALI 2.0	
		Large - BRP594		2700K, CRI 70		DynaDim	
		Extra-large - BRP595		2200K, CRI 70		Coded Mains	
						SR/D4i	

Ordering codes



Code	Description	Flux (lm/w)	Power (W)	Efficacy (lm/W)	Weight (kg)	L*W*H (mm)
911401652208	BRP591 LED116/NW 70W DM PSA GM	11600	70	160	≈3.7	423*189*95
911401652608	BRP591 LED130/NW 80W DM PSA GM	13000	80		≈3.7	
911401654008	BRP591 LED143/NW 90W DM PSR GM	14300	90		≈3.7	
911401654608	BRP592 LED167/NW 100W DM PSA GM	16700	100		≈3.8	493*189*95
911401655308	BRP592 LED195/NW 120W DM PSA GM	19500	120		≈3.8	
911401655908	BRP592 LED203/NW 130W DM PSR GM	20300	130		≈3.8	
911401656608	BRP593 LED229/NW 140W DM PSA GM	22900	140		≈3.9	578*189*96
911401658908	BRP593 LED245/NW 150W DM PSR GM	24500	150		≈3.9	
911401659608	BRP594 LED301/NW 180W DM PSA GM	30100	180		≈4.4	
911401660008	BRP594 LED329/NW 200W DM PSA GM	32900	200		≈4.4	709*189*96
911401660408	BRP594 LED356/NW 220W DM PSA GM	35600	220	≈4.4		
911401661108	BRP594 LED392/NW 240W DM PSA GM	39200	240	≈4.4		
911401661408	BRP595 LED403/NW 250W DM PSA GM	40300	250	200	≈6.8	726*244*95
911401662108	BRP595 LED432/NW 260W DM PSA GM	43200	260		≈6.8	
911401662508	BRP595 LED459/NW 280W DM PSA GM	45900	280		≈6.8	
911401664008	BRP595 LED489/NW 300W DM PSR GM	48900	300		≈6.8	
911401658208	BRP593 LED242/NW 150W DM PSA P7 GM	24200	150		≈3.9	
911401661708	BRP594 LED392/NW 240W DM PSA P7 GM	39200	240		≈4.4	
911401663808	BRP595 LED485/NW 300W DM PSA P7 GM	48500	300		≈6.8	726*244*134
911401658808	BRP593 LED244/NW 150W DM SR P7T SRB GM	24400	150		≈3.9	578*189*129
911401664108	BRP595 LED489/NW 300W DM SR P7T SRB GM	48900	300		≈6.8	726*244*134
911401671508	BRP595 LED130/NW 65W DW2 PSRD O5	13000	65		200	≈6.8
911401672008	BRP595 LED195/NW 100W DW2 PSRD O5	19500	100	195	≈6.8	

Note: Luminous flux tolerance +/- 7%; Power consumption tolerance +/- 10%
Other flux packages and system ready options available on request

Specification overview

RoadFlair Pro BRP59X	
LED Type	5050
Flux packages (lm)	up to 48900
System wattage	up to 300W
CCT/color	3000K / 4000K
Other CCT options	5700K / 2200K / 2700K
CRI	70 (typ.)
System efficacy (typical@4000K)	160lm/W / 195-200lm/W (up to 100W)
Target light distribution	DM / DM1 / DW2 / DWV / DWP / DWP3
Surge Protection device (SPD)	10kV / 15kV
Protection class IEC	Safety class I or Safety class II
Lifetime	100k hrs L80B50 @35C Outdoor
Operation temperature	- 40°C < Ta < 50°C
IP	IP66
IK	IK08
Mounting	Side entry 42~60mm with optional adjustable spigot
Material	Die-casting Aluminum and PC
Maintenance	Toolless open for Gear Box and toolless maintenance for SPD
Control interface	Analog (1-10V), StepDim, DALI, SR
System interface	NEMA 7-pin socket at top / ZD4i SR socket at bottom
Approbation	CB / CE / CQC / RCM / ZD4i

